


Lesson 34 - Spies Into Jericho

Attach a piece of red yarn at the red dot in the window of the city, and allow it to hang down to the bottom of the page. Children can color the grass and bushes around the city. See page 159 for two spies that can slide down the scarlet thread. As the children review the story, they can slide the spies up and down the piece of red yarn.




Joshua 1:9

The Lord thy God is with thee.

Joshua 2:11

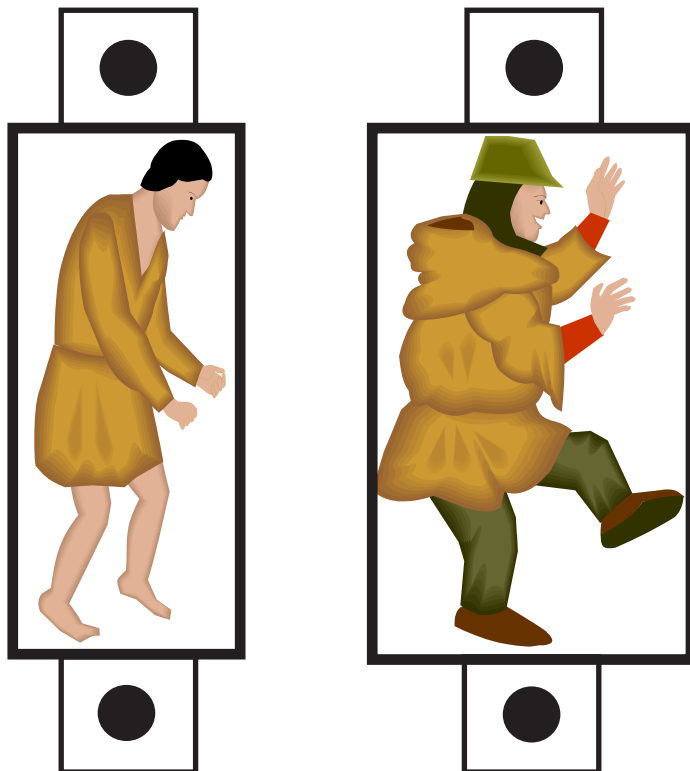
The Lord your God, He is God.

Teacher Initials



Lesson 34 - Spies into Jericho

Cut out the two spies below. Cut a hole at the black dots. Thread the red yarn into the hole at the top of the spies, down behind the spy and out the hole at the bottom of the spy. As the children review the story on page 82 they can slide the spies up and down the yarn to show how they escaped.



Lesson 35 - Crossing the Jordan

Cut out the water below. Attach the top at the dotted red line on page 84. As the children review the story, they can lift up the water, revealing the dry riverbed beneath. Children can color the twelve stones that the people of Israel left in the riverbed and they can color the twelve stones that the people piled up on the bank of the river.

